

Front Suspension

Ride Height: _____ Camber: _____
Droop: _____ Toe: _____

Front Arms

Upper Kingpin Shims

Lower Kingpin Shims

Steering Block Type
☐ Offset ☐ Inline

Axle Shims

Upper Arm Mount Spacer

Lower Arm Spacer

Spring: _____
Lube: _____

Front End Width
☐ Narrow ☐ Wide

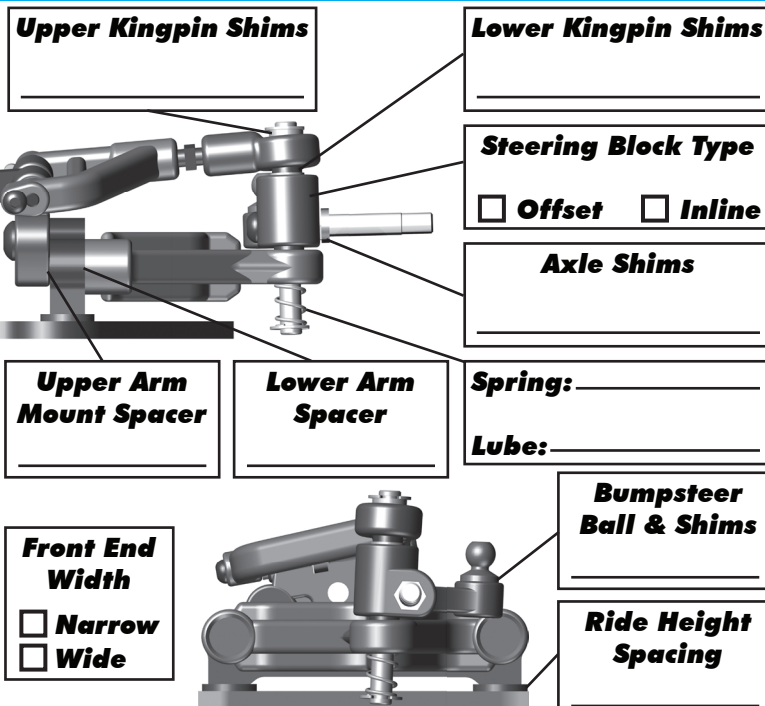
Wheel Base
☐ Short ☐ Mid ☐ Long

FR Shim **RR Shim**

<input type="checkbox"/> 1.80° Thick	<input type="checkbox"/> Thin
<input type="checkbox"/> 3.25° Thin	<input type="checkbox"/> Thick
<input type="checkbox"/> 6.15° -----	<input type="checkbox"/> Thick, Thin

Bumpsteer Ball & Shims

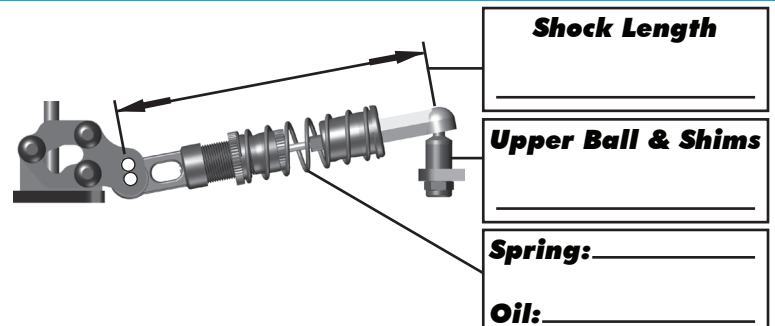
Ride Height Spacing



Rear Suspension

Ride Height: _____ Droop: _____
Ride Height Adjuster: _____ Axle Width: _____

Center Shock

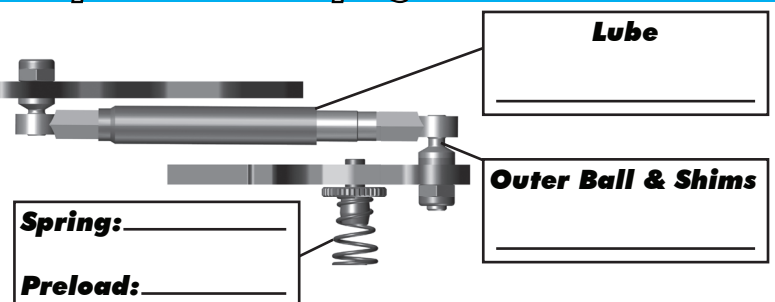


Shock Length

Upper Ball & Shims

Spring: _____
Oil: _____

Damper Tubes & Side Springs

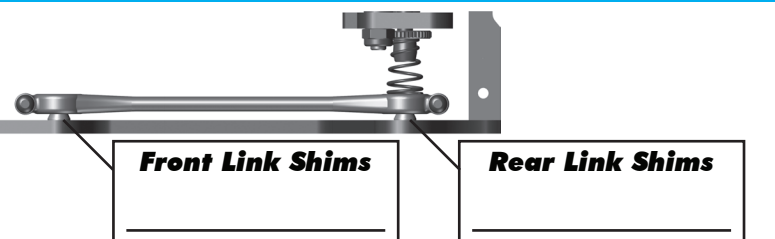


Lube

Outer Ball & Shims

Spring: _____
Preload: _____

Rear Pod Links



Front Link Shims

Rear Link Shims

Front Tires

Tire: _____
Diameter: _____
Additive Type: _____
Additive Amount: _____
Additive Time: _____

Rear Tires

Tire: _____
Diameter: _____
Additive Type: _____
Additive Amount: _____
Additive Time: _____

LF	RF

LR	RR

Body

Body Type: _____
Notes: _____

Race and Vehicle Comments

Qualify: _____ Main: _____ Finish: _____ TQ: _____
Comments: _____

Motor/Battery

Motor: _____
Timing: _____ Gearing: _____ / _____
Rollout: _____
Battery: _____
Battery Position: FWD ☐ MID ☐ BACK ☐

Radio

Radio: _____
Turning Circle: _____
Steering Expo: _____
Brake E.P.: _____
Throttle Expo: _____

Speed Control

S.C. Type: _____
S.C. Settings: _____
S.C. Software: _____
Notes: _____

Track Info

Traction: High ☐ Medium ☐ Low ☐
Surface: Carpet ☐ Asphalt ☐ Bumpy ☐
Other: _____